



ONPOINT
Health Data

New Hampshire
CHIS comprehensive
health care
information
system



Children's Health Insurance Programs in New Hampshire

State Fiscal Year 2008 Update

Prepared by: Karl Finison, MA
Presented: April 1, 2010

About the SFY2008 Report

- Prepared by Onpoint in collaboration with the OMBP and the NH DHHS
- Nation's first comparison of children in Medicaid, SCHIP, and commercial plans using administrative eligibility and claims data
- This report updates the SFY2006 and SFY2007 reports
- SFY2009 report in production for summer 2010 release
- Full report and issue brief are online at www.nhchis.org or tinyurl.com/nhkids2008

Topics Covered in SFY2008 Report

- Enrollment and disenrollment
- Health status
- Poverty level
- Access to primary care
- Well-child visits
- Effectiveness of care
- Mental health disorders
- Utilization
- Payments

What's New in SFY2008 CHIP Reporting?

- Comparison of health status using clinical risk groups
- Adjustment of utilization and payment rates for health status
- Refinement of mental health specialist visit measurement
- Evaluation of utilization and payment rates by adjusted household income to federal poverty level (FPL) ratio
- Detailed study of children with no preventive visit

What Does the SFY2008 Report Tell Us?

Similarities Among Studied Children

- Similarities include:
 - Widespread potential problems with coverage continuity in same plan within a single year
 - Many not getting well-child visits
 - older children, poorer children)
 - Effectiveness of care measures similar for NH Medicaid, SCHIP, CHIS commercial
 - SYF2008 results were similar to SFY2006 and SFY2007

What Does the SFY2008 Report Tell Us?

Differences Among Studied Children

- Differences include:
 - Children in Medicaid had poorer health status (esp. mental health)
 - Utilization rates were higher among Medicaid children even after adjusting for their poorer health status
 - Higher Medicaid cost (payments PMPM) explained by poorer health status and Medicaid-specific special services

Percent with a Well-Child Visit

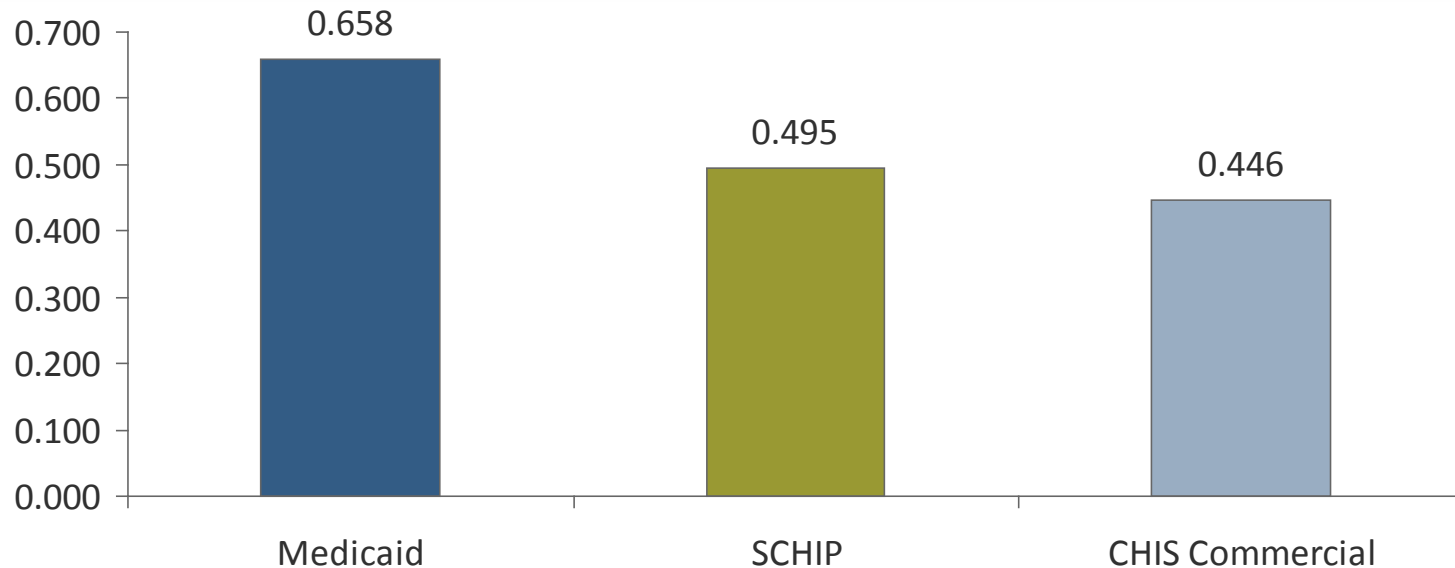
Well-Child Visit with a Primary Care Practitioner, SFY2008

Age Group	New Hampshire			2008 NCQA HEDIS	
	Medicaid	SCHIP	CHIS Commercial	Medicaid	Commercial
16-35 mos.	88.9%	95.4%	89.0%		
3-6 yrs.	69.9%	82.7%	77.7%	65.3%	67.8%
7-11 yrs.	55.0%	63.0%	61.3%		
12-18 yrs.	50.4%	57.3%	55.4%		
12-21 yrs.				42.0%	41.8%

Note: SCHIP does not cover children under the age of 1; 2008 NCQA HEDIS reporting year on 2007 national managed care plan data

Health Status by Plan Type

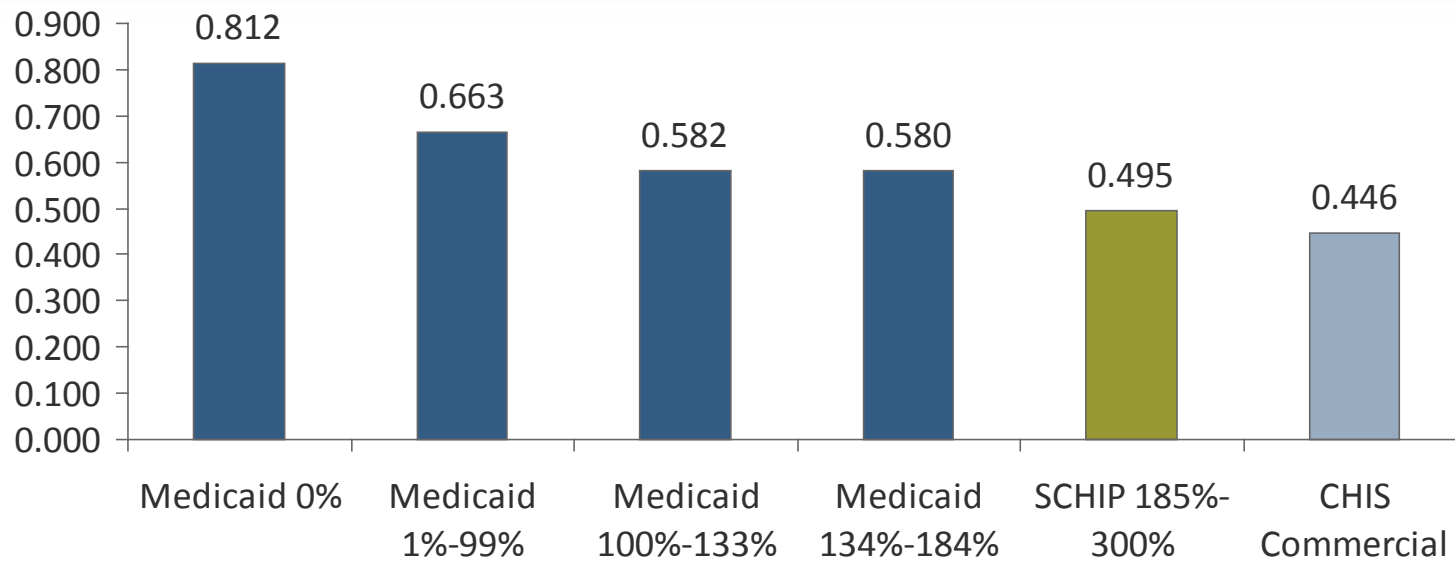
Average CRG Score, Continuously Enrolled, SFY2008



Overall, 75% of the Medicaid children were reported as healthy compared with 83% of SCHIP and CHIS commercial children

Poverty & Health Status

Average CRG Score by Child's FPL, SFY2008



Federal poverty level (FPL) is determined at enrollment by household adjusted (not gross) income; an FPL of 100% indicates a person living at the FPL and 0% indicates no income after adjustments for income disregards

Poverty Level & Util. Within Medicaid

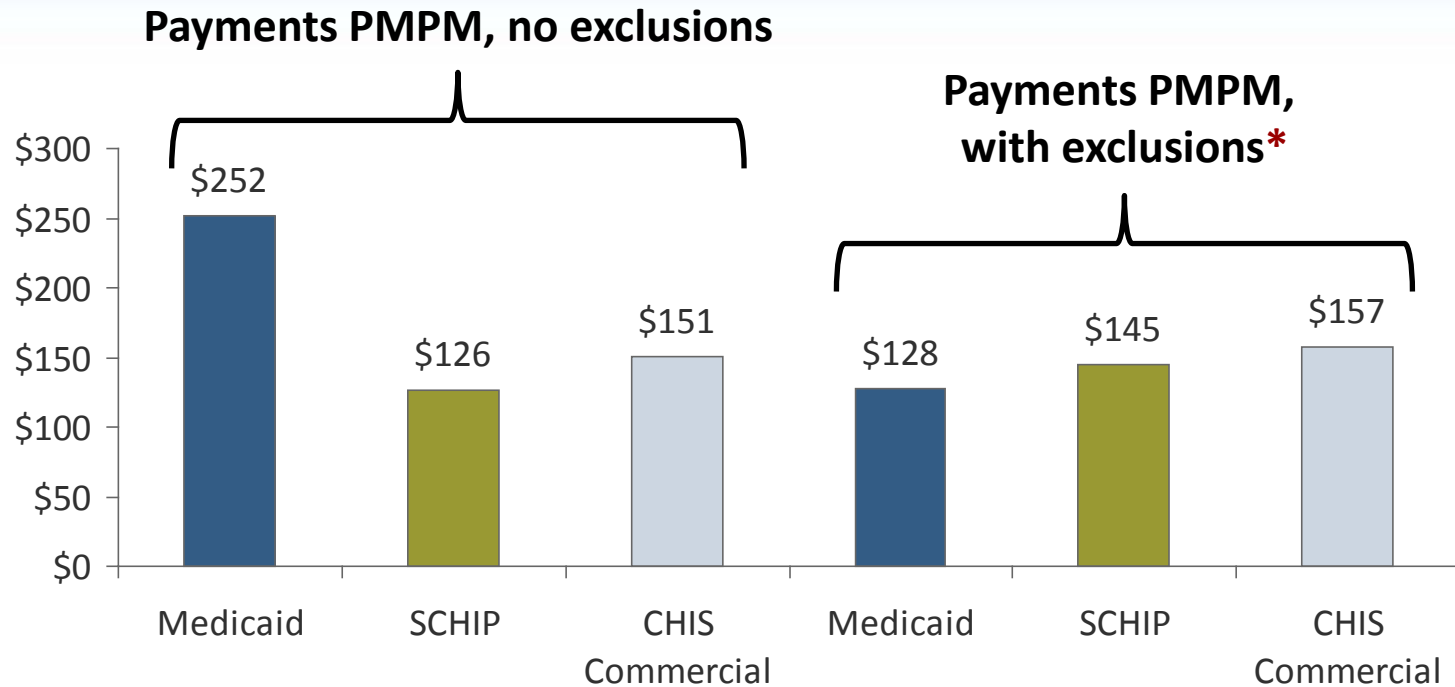
Rates Standardized for CRG & Age, SYF2008

Measure	% of Federal Poverty Level (FPL)			
	0	1- 99	100-133	134-184
Inpatient hosp. rate/1,000	38	30	26	20
Outpatient ED visits/1,000	676	623	529	477
Frequent ED users (>4)	3.5%	3.0%	2.1%	1.8%
Office-clinic visits/1,000	3,414	3,430	3,447	3,512
Payments PMPM*	\$167	\$148	\$127	\$116

* Excludes dental claims, Medicaid services for nonmedical institutions, school-based special education services, services for the developmentally disabled, and services provided by the NH Division of Children, Youth, and Families

Payments by Plan Type

Payments per Member per Month (PMPM), SFY2008



* Excludes children under age 1, dental services, and services covered by Medicaid not typically covered by other payers; standardized for differences in CRG and age

Details on Special Study

Examined Children with No Preventive Visit

- Evaluated the impact of time period on occurrence of a well-child visit
 - HEDIS well-child measures are based on a single year
 - 12-month window may be too narrow
- Other factors measured: age, gender, health status, poverty level, geographical area

Effect of Expanding Time Period

Medicaid Children with No Well-Child Visit, SFY2008

Age Group	Rate for HEDIS 12-Month Period	Study's Exp. Periods	Rate for Study's Exp. Periods
1-2 yrs.	11.0%	15 mos.	7.2%
3-6 yrs.	30.1%	15 mos.	21.3%
7-11 yrs.	45.0%	24 mos.	22.7%
12-18 yrs.	49.6%	24 mos.	26.3%

Using the expanded time periods, among 41,632 children with continuous enrollment in Medicaid, 21.5% (8,969) did not have a well-child visit

Those Less Likely to Have Well-Child Visit

Using Expanded Time Periods, NH Medicaid Children

- Older children and teens
- Children in poorer households
- Children in northern New Hampshire
 - Standardized for age, children in Colebrook, Franklin, Woodsville, and Lancaster were least likely to have a well-child visit
 - Children in North Conway, Manchester, Exeter, Derry, and Lebanon were more likely to have a well-child visit



Reliable data. Informed decisions. Strategic advantage.

16 Association Drive
PO Box 360
Manchester, ME 04351
207 623-2555
207 622-7086 FAX

www.OnpointHealthData.org